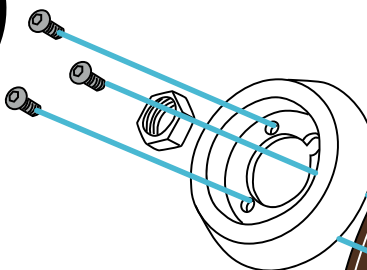
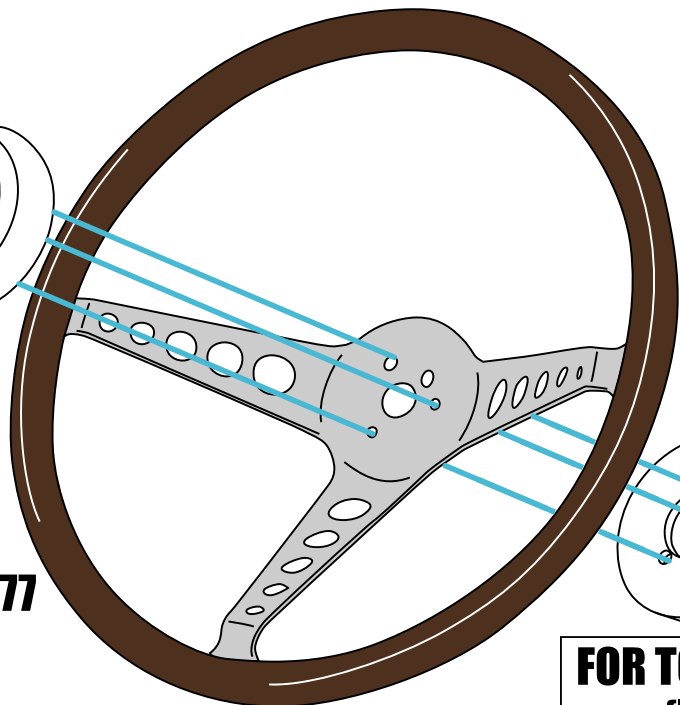


**IN-219B**

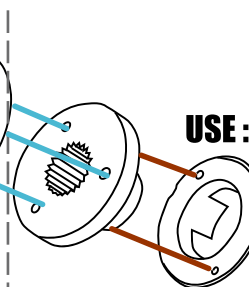


**IN-177**



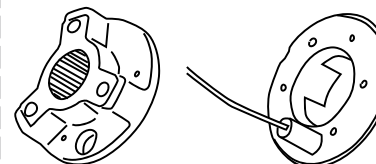
# HOW TO SET FLAT4 FORMULA STEERING WHEEL

**FOR TO-'59  
(IN-178)**



**USE : ORIGINAL CANCEL RING**

**FOR '60-1/2 '74  
(IN-178A)**



**USE : '60~'70 --- ORIGINAL CANCEL RING  
'71-1/2 '74 --- IN-229 CANCEL RING**

**FOR '74 1/2-ON  
(IN-178B)**

